

What is ESP Online?



ESP Online is our learning platform which can be accessed on your computer, laptop, tablet or phone. It is the place for finding support, resources and booking training and courses provided by the Education Team at the Diocese of Leeds.



Why ESP?

ESP stands for *Enhanced Service Plan* which is the name of the service level agreement offered by our team to all schools.

How do I create an account?

Creating an account is FREE! You can look at what is on offer even before creating an account. When you enrol on a course you will be asked to set up an account. All we will need to know is your name, email address, role in school and school name.

Why do I need an account?

To use ESP Online you MUST have your own account. Having an account our course leaders can provide you with up to date course information, email you resources and you can access other online benefits without having to go through your school business manager or MAT central team.

How much do courses cost?





Prices for courses vary but they can all be seen on the page for each course. Schools that buy into the ESP get courses and training at a 40% reduced cost and in some cases you can even swap visits with your adviser for a course place. Schools in the ESP can also enrol onto network meetings and our regular briefings for FREE.

What is the Resource Library?

The Resource Library is a section of ESP Online which can be accessed by anyone with an account. It is a handy one stop shop for information provided by our team.

Ways to pay

ESP Online is designed to be as simple as possible. Once you have an account you can select a course and book on it through the checkout. All done and dusted in one visit. There are a range of payment options, make sure you check with the school so you use their preferred means of payment

- 1** Create your own account. Book the course yourself using your own payment card and claim the money back from the school. 
- 2** Create your own account. Book the course yourself in the presence of whoever controls the school payment card and get them to put in the payment details. 
- 3** Create your own account. Speak to the school administrator, as they may have an account from which they book and pay for all courses for the school or MAT. They will then inform our team who will assign the courses to your account. 
- 4** Create your own account. Speak to the school administrator, as they may be making a large bulk booking for the year. Only in the case of large bulk bookings it may be possible to raise an invoice. 

For further information contact us at training.ed@leeds.anglican.org

Visit ESP Online by clicking here... esponline@thinkific.com